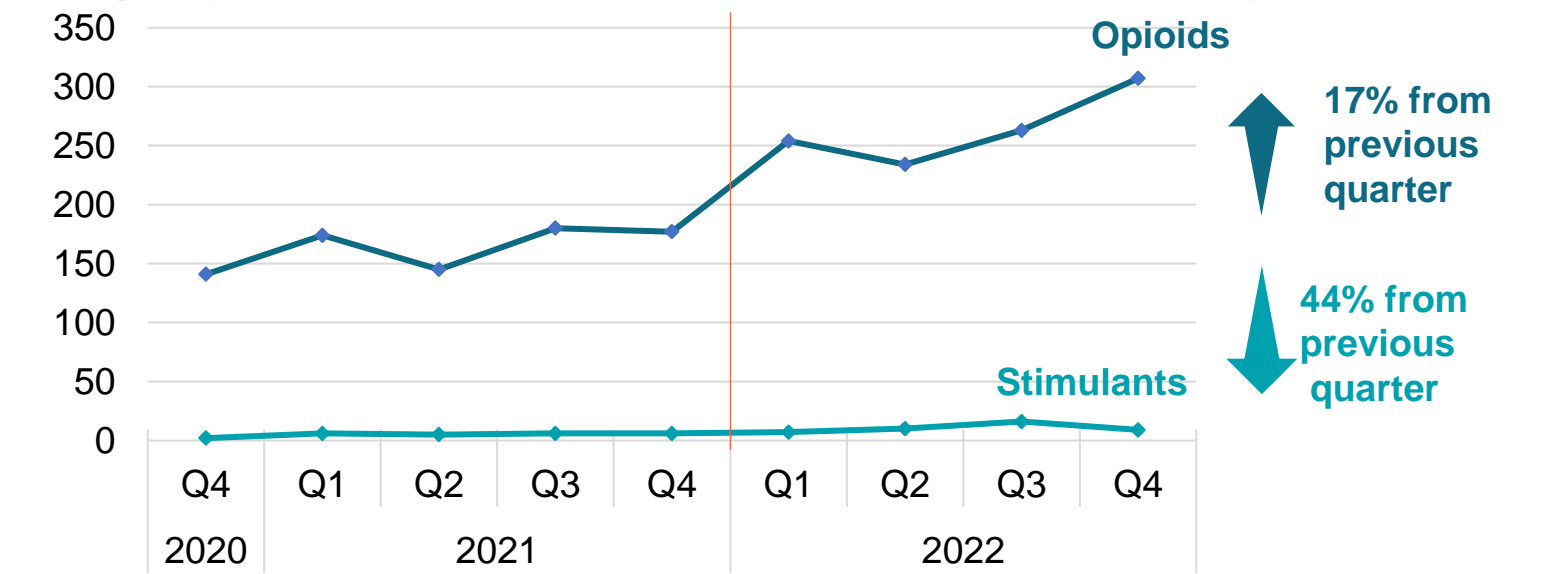


Lee County Quarterly Overdose Report



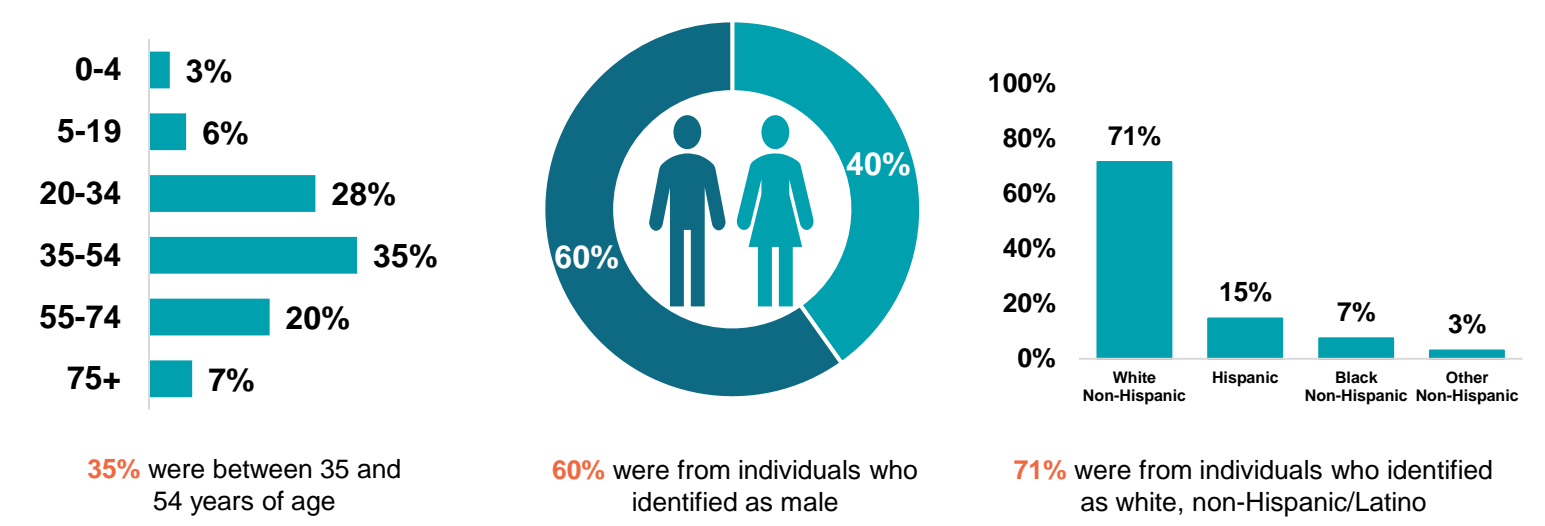
Overdose surveillance helps to maintain situational awareness, respond to trends rapidly and inform prevention and treatment activities.

Emergency Department (ED) Visits for Suspected Overdose by Quarter^{1,*,**}

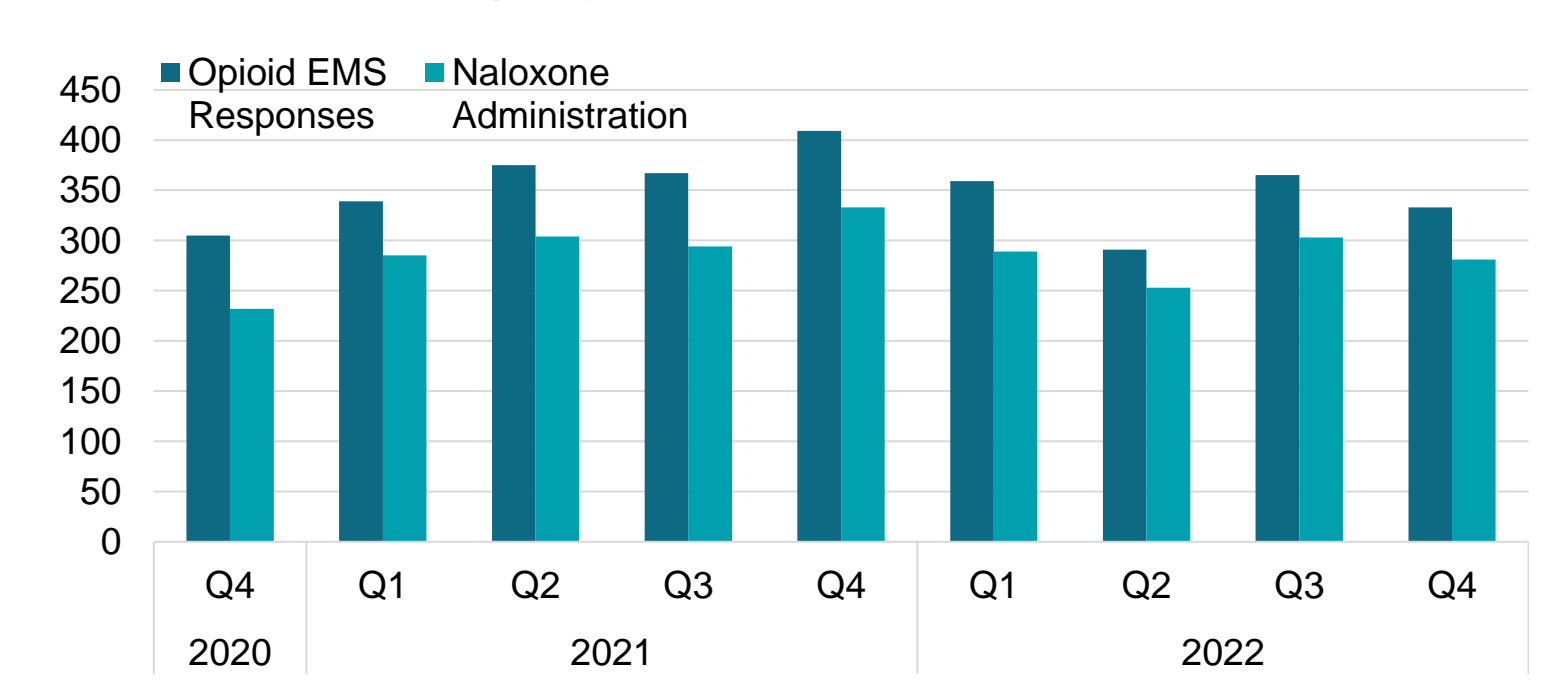


**As of December 2021, data quality improvements in the transmission of data from most Lee County Hospitals have resulted in the detection of additional ED visits in ESSENCE.*

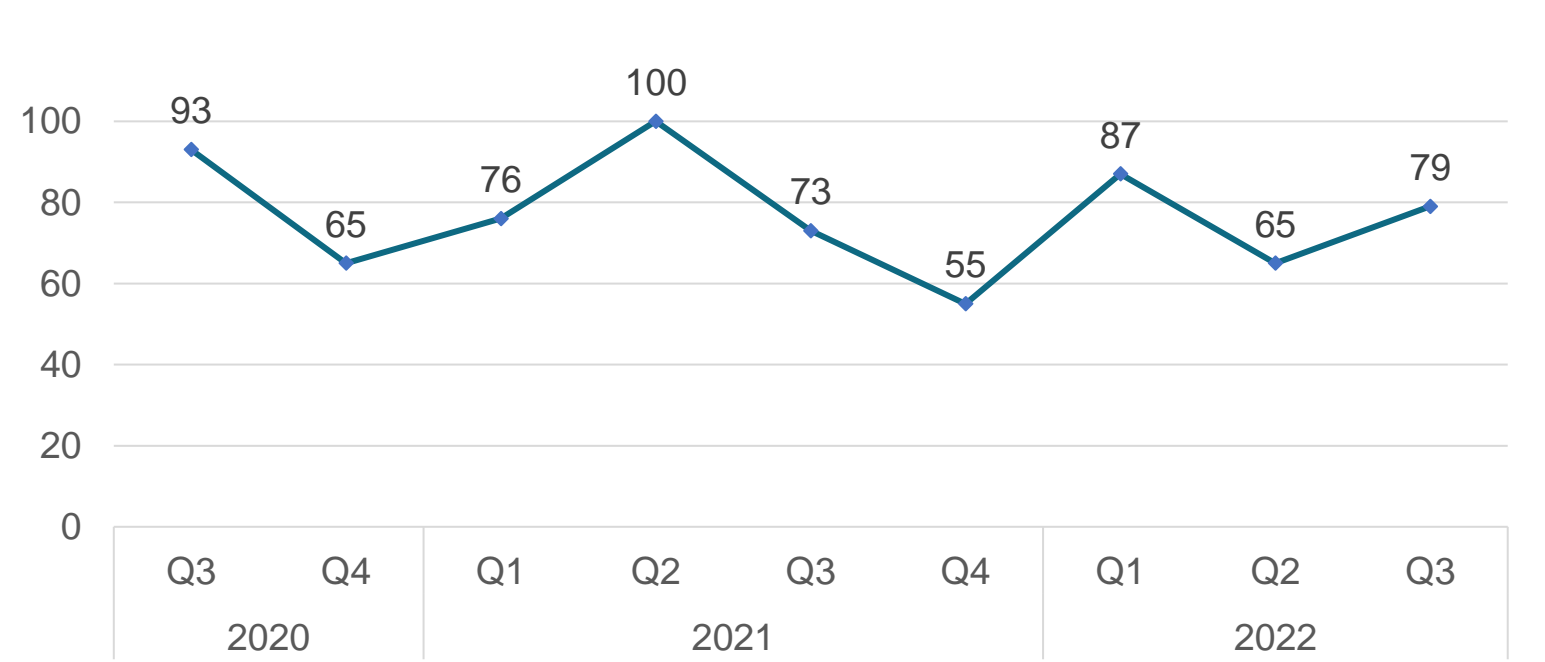
Q4 2022 Suspected All Drug Overdose ED Visits Demographics^{2,**}



Overdose-Related Emergency Medical Services (EMS) Responses³



Overdose-Related Fatalities⁴



****In January 2023, ESSENCE-FL implemented changes to how emergency department visit data for suspected opioid and stimulant overdoses are categorized. As a result, fewer visits are counted as overdoses, and the new numbers should better represent actual overdoses treated in Florida emergency departments. The data found in reports produced after January 2023 will not match previous reports produced prior to December 31, 2022.**

- The information from the graph above was retrieved from Florida’s syndromic surveillance system, the Electronic Surveillance System for the Early Notification of Community-Based Epidemics (ESSENCE-FL). The information in the graph displays opioid- and stimulant-involved ED visits at Lee County facilities. It is important to note that some visits may not be directly related to opioid or stimulant overdoses at time of visit. Individuals who have a history of opioid or stimulant dependence admitted to the ED are also included in the numbers above. Additionally, ED data are provisional and may change as new information is received.
- Graphs display the demographics of all drug-involved ED visits at Lee County facilities retrieved from ESSENCE-FL. Within the race/ethnicity chart: Other, Non-Hispanic includes those who reported their race as American Indian/Alaska Native, Asian, Multiracial, Native Hawaiian or Other Pacific Islander or Other; Hispanic includes all races who reported their ethnicity as Hispanic; those who reported their race and/or ethnicity as Unknown were excluded.
- Graph displays data retrieved from Biospatial and shows EMS response calls for suspected opioid overdoses and the total number of patients receiving naloxone.
- Graph displays data captured from death records retrieved from ESSENCE-FL and shows drug and biological substance poisoning deaths (X40-44, X60-64 and Y10-14)